

## POS Release Note 5.0.30.164

### Bug Fixes:

	Description
<b>9317</b>	Fix SO when pos posting multiple times daily will cause the amount doubled.
<b>9490</b>	Fix prompt invalid URL error when put invalid URL link at LCD customer display.
<b>9517</b>	Fix Negative Qty access right affected edit qty for item package.
<b>9521</b>	Fix total discount with refund will cause extra discount calculation problem.
<b>9577</b>	Fix After ticked "Filter By Pos Menu" at Terminal Maintenance, but the Pos menu cannot apply if "Enable Auto Menu Shift" didn't tick.
<b>9609</b>	Fix if backend is in chinese language, pos user set FE language it will become '???'.
<b>9620</b>	Fix Receipt Half Page and Letter Size report will prompt "Input string was not in correct format" when have point payment.
<b>9687</b>	Fix Hold bill and recall bill will cause the column of recalled bill having NULL value.
<b>9695</b>	Fix Accounting: Top Bottom Sales Ranking Include Point Of Sales (OS) option is missing.

### Enhancement:

ID	Description
<b>9433</b>	Support set non-service charge base on item.
<b>9434</b>	Support set non-discount base on item.
<b>9483</b>	Enhance bonus point "Full redemption without point calculation" is ticked, override Point Conversion function will be disabled.
<b>9489</b>	Support search by Terminal, Debtor, Member, Promoter, Cashier, Remarks, Item, Item Group and Item Type during recall bill.
<b>9502</b>	Allow to combine multiple hold bills during recall bill.
<b>9570</b>	Enhance Member Name, Debtor Name and Promoter Name to show more if name is long (still got limit if name too long).

*Document Prepared by Jacky*

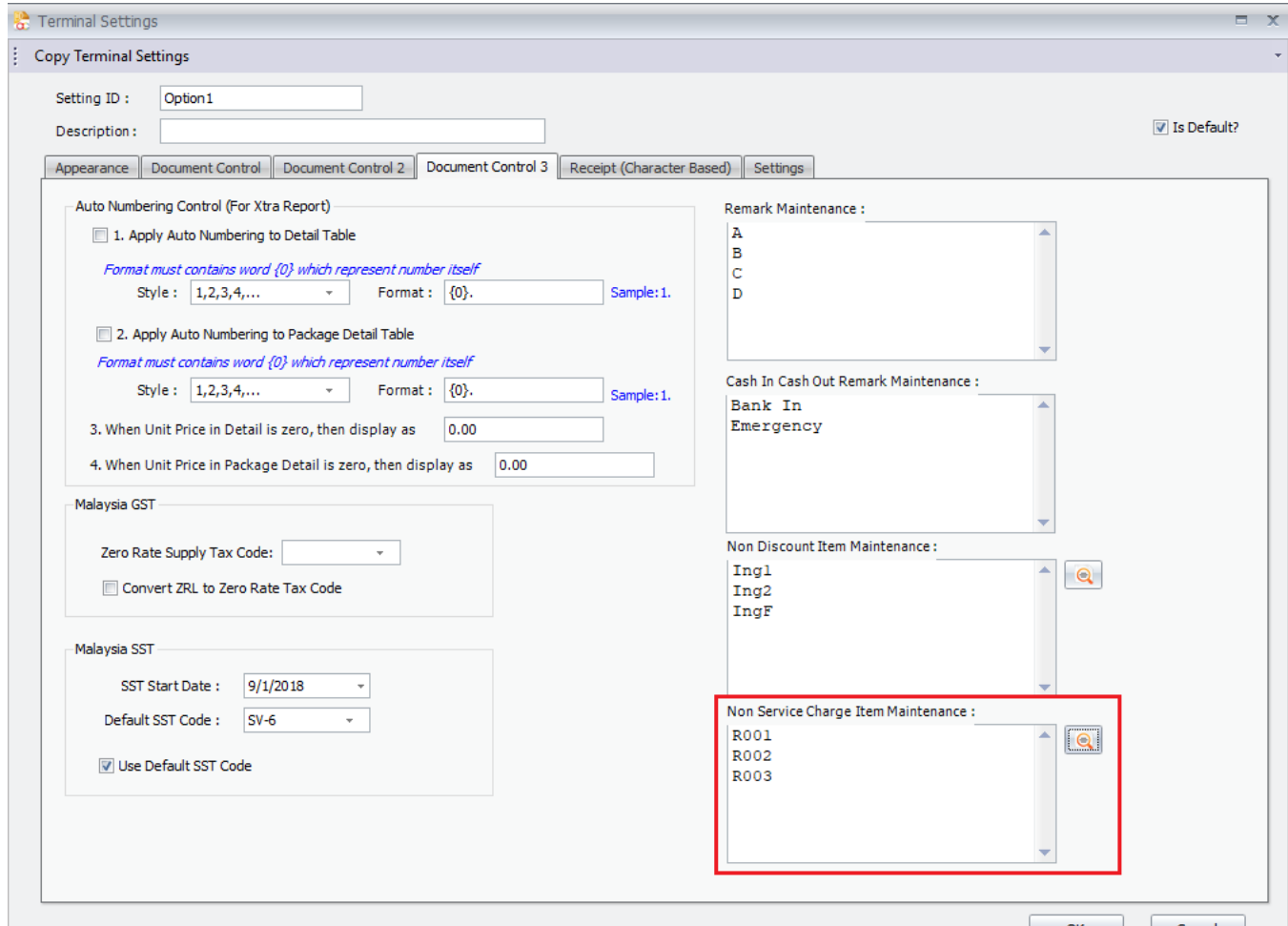
*Last Modified 15<sup>th</sup> June 2021*

## Highlights of Changes in 5.0.30.164

ID: 9433 Support set non-service charge base on items.

User now can set defaulted item to exclude service charges. Service charged will not apply to specified item if inside the list of exclusion.

To set, go to **Point Of Sales > Maintenance > Terminal Settings Maintenance > Edit > Document Control 3**



Terminal Settings

Copy Terminal Settings

Setting ID : Option1

Description :

☒ Is Default?

Appearance | Document Control | Document Control 2 | **Document Control 3** | Receipt (Character Based) | Settings

**Auto Numbering Control (For Xtra Report)**

☐ 1. Apply Auto Numbering to Detail Table

*Format must contains word {0} which represent number itself*

Style : 1,2,3,4,... Format : {0}. Sample: 1.

☐ 2. Apply Auto Numbering to Package Detail Table

*Format must contains word {0} which represent number itself*

Style : 1,2,3,4,... Format : {0}. Sample: 1.

3. When Unit Price in Detail is zero, then display as 0.00

4. When Unit Price in Package Detail is zero, then display as 0.00

**Malaysia GST**

Zero Rate Supply Tax Code:

☐ Convert ZRL to Zero Rate Tax Code

**Malaysia SST**

SST Start Date : 9/1/2018

Default SST Code : SV-6

☒ Use Default SST Code

**Remark Maintenance :**

A  
B  
C  
D

**Cash In Cash Out Remark Maintenance :**

Bank In  
Emergency

**Non Discount Item Maintenance :**

Ing1  
Ing2  
IngF

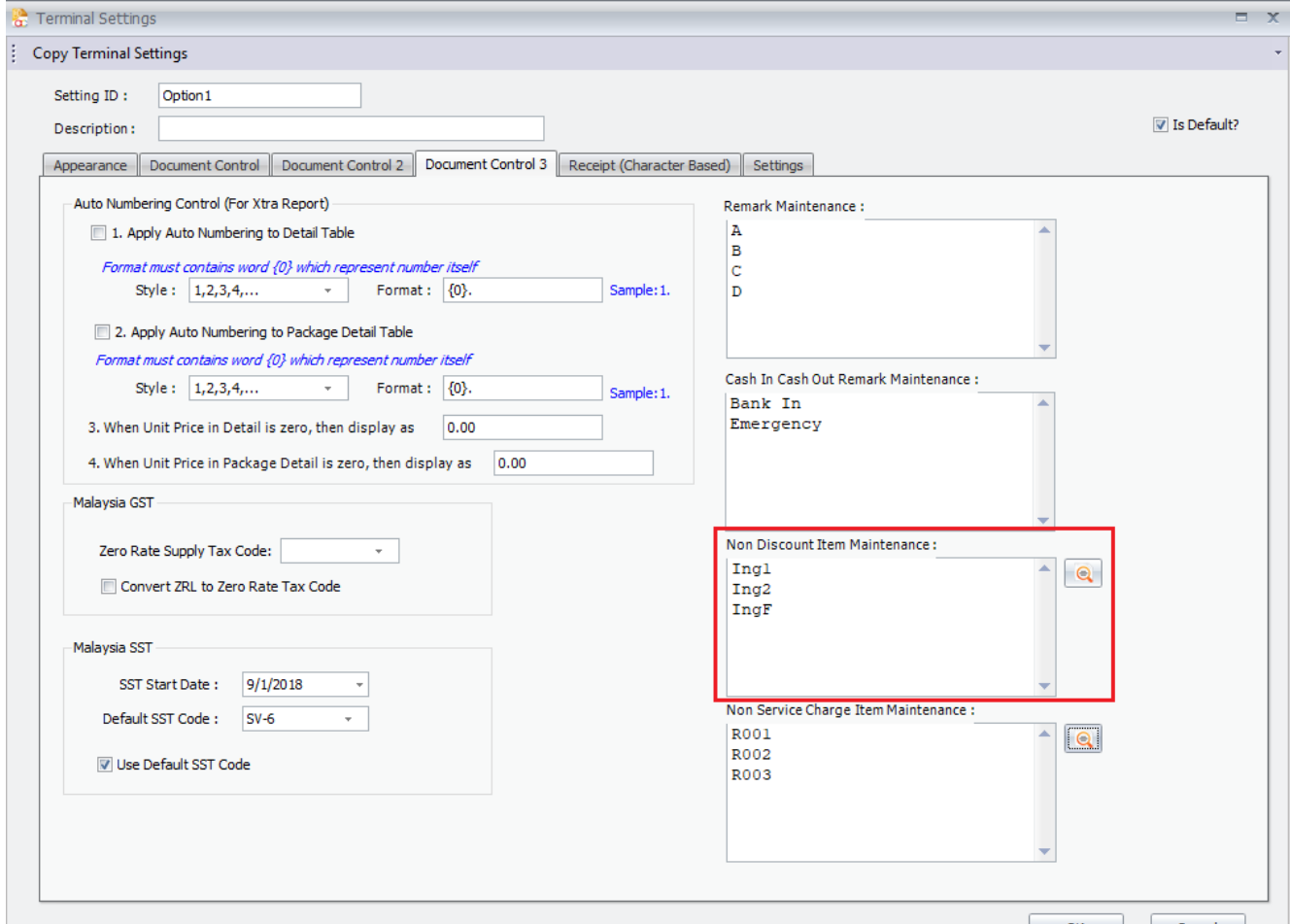
**Non Service Charge Item Maintenance :**

R001  
R002  
R003

## ID: 9434 Support set non-discount base on items.

Some company they have certain item that markup is low. They do not want to give discount to customer and their staff may not know which item. Now you can set those certain items in the list of exclusion.

To set, go to **Point Of Sales > Maintenance > Terminal Settings Maintenance > Edit > Document Control 3**



Terminal Settings

Copy Terminal Settings

Setting ID : Option1

Description :

☒ Is Default?

Appearance | Document Control | Document Control 2 | Document Control 3 | Receipt (Character Based) | Settings

Auto Numbering Control (For Xtra Report)

☐ 1. Apply Auto Numbering to Detail Table

*Format must contains word {0} which represent number itself*

Style : 1,2,3,4,... Format : {0}. Sample: 1.

☐ 2. Apply Auto Numbering to Package Detail Table

*Format must contains word {0} which represent number itself*

Style : 1,2,3,4,... Format : {0}. Sample: 1.

3. When Unit Price in Detail is zero, then display as 0.00

4. When Unit Price in Package Detail is zero, then display as 0.00

Malaysia GST

Zero Rate Supply Tax Code:

☐ Convert ZRL to Zero Rate Tax Code

Malaysia SST

SST Start Date : 9/1/2018

Default SST Code : SV-6

☒ Use Default SST Code

Remark Maintenance :

A  
B  
C  
D

Cash In Cash Out Remark Maintenance :

Bank In  
Emergency

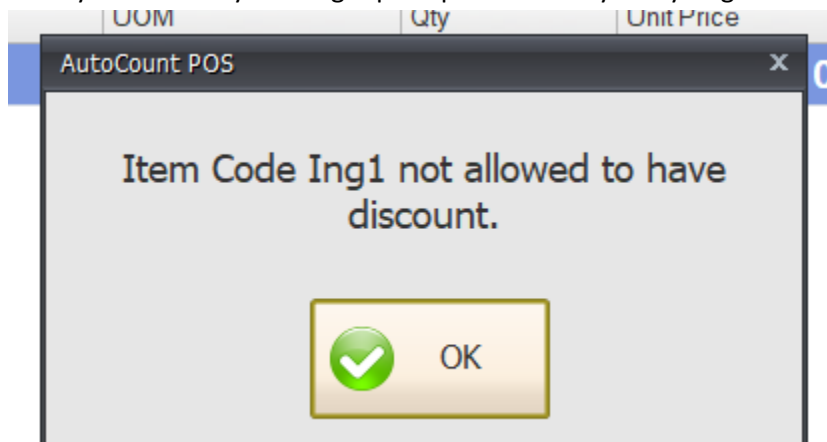
Non Discount Item Maintenance :

Ing1  
Ing2  
IngF

Non Service Charge Item Maintenance :

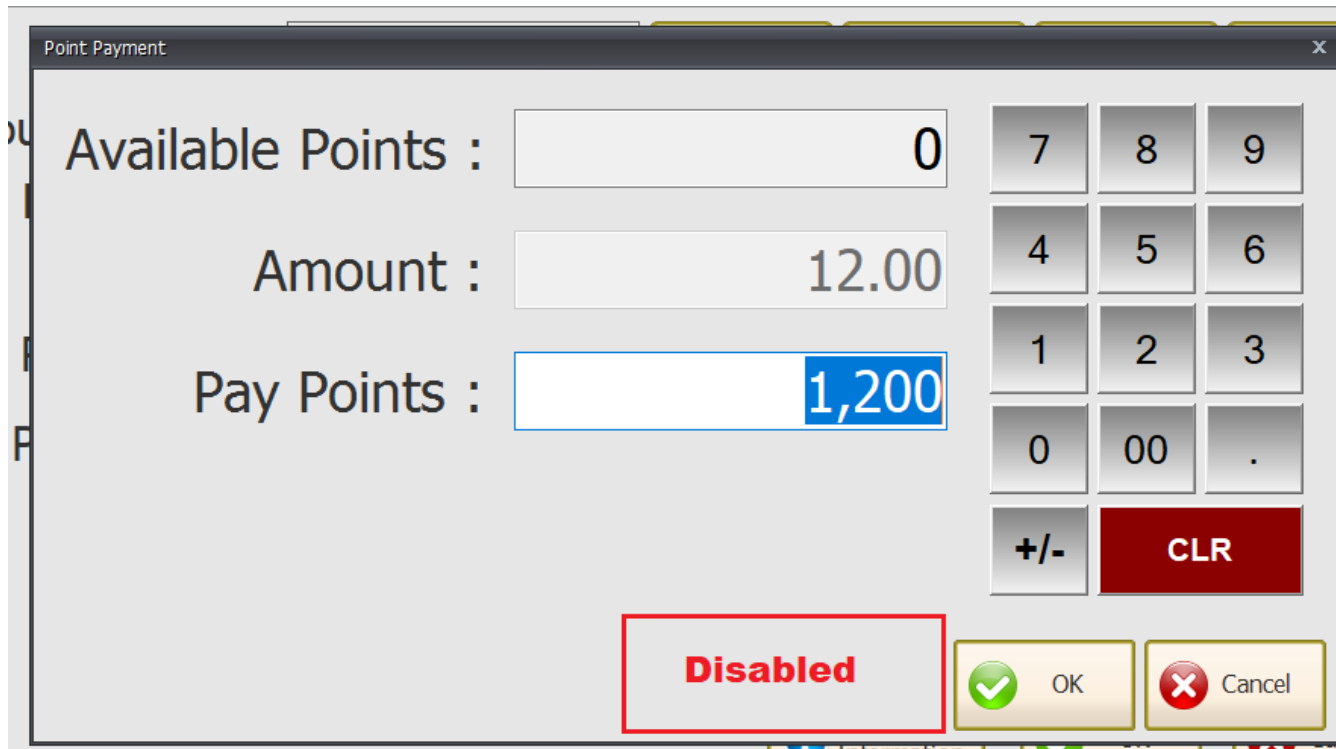
R001  
R002  
R003

After you have set you will get prompt whenever you try to give discount.



ID: 9483 Enhance bonus point when “Full redemption without point calculation” is ticked, **override Point Conversion function will be disabled.**

In previous version, this option raised confusion amongst user where when this option is enabled, nothing changed. By default, when this option is ticked, system will be defaulted it as Override Point Conversion enabled.



Point Payment

Available Points : 0

Amount : 12.00

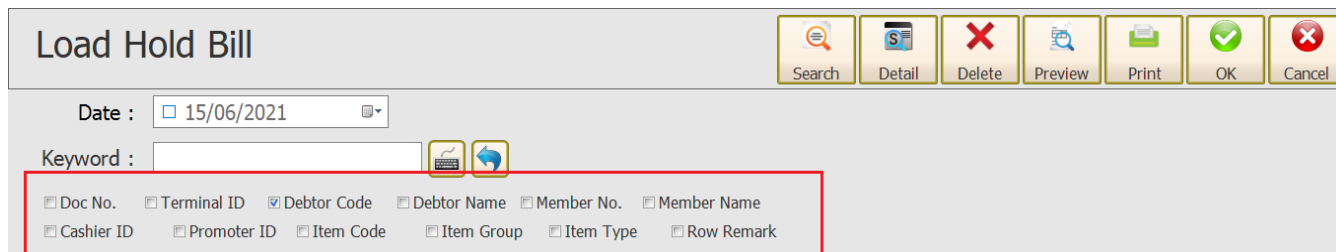
Pay Points : 1,200

**Disabled**

OK Cancel

ID: 9489 Support search by Terminal, Debtor, Member, Promoter, Cashier, Remarks, Item, Item Group and Item Type during recall bill.

User now can have more search option during recall bill.



Load Hold Bill

Date : 15/06/2021

Keyword :

☐ Doc No.  
 ☐ Terminal ID  
 ☒ Debtor Code  
 ☐ Debtor Name  
 ☐ Member No.  
 ☐ Member Name  
☐ Cashier ID  
☐ Promoter ID  
☐ Item Code  
☐ Item Group  
☐ Item Type  
☐ Row Remark

Search Detail Delete Preview Print OK Cancel

### ID: 9502 Allow to combine multiple hold bills during recall bill

This feature is for those who have special business flow that they accept preorder by individual on certain company and then payment will be made during end of the month. They will use hold bill to prerecord and then finally combine them all together into 1 new transaction.

## Load Hold Bill

Search

Detail

Delete

Preview

Print

OK

Cancel

Date :

Keyword :

☐ Doc No.
 ☐ Terminal ID
 ☒ Debtor Code
 ☐ Debtor Name
 ☐ Member No.
 ☐ Member Name
 ☐ Cashier ID
 ☐ Promoter ID
 ☐ Item Code
 ☐ Item Group
 ☐ Item Type
 ☐ Row Remark

Tick	Doc No.	Date Time	Debtor Code	Member No.	Terminal ID	User ID	Total Amount
<input checked="" type="checkbox"/>	T01HB-000022	10/06/2021 16:31			T01	ADMIN	79.20
> <input checked="" type="checkbox"/>	T01HB-000024	15/06/2021 12:49			T01	ADMIN	12.00

AutoCount POS

Are you sure want to combine hold bill  
 'T01HB-000022,T01HB-000024'?

OK

Cancel

### ID: 9570 Enhance Member Name, Debtor Name, and Promoter Name to show more if name is long (still got limit if name is too long)

Enhanced display name to able to display longer name. Do note that, it will still have limit of how long the display name can be.

Promoter:

Member:

Ctrl + P

Ctrl + M

Debtor:

Available Points : 0.00

Ctrl + D

Point Earned : 0.00